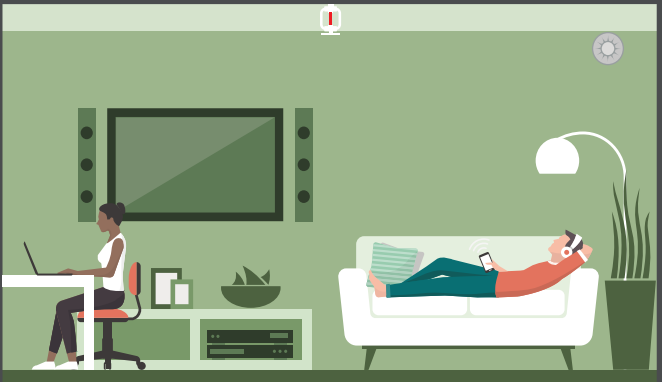



It's easy to live with  
home fire sprinklers.



Do you know how  
to take care of them?



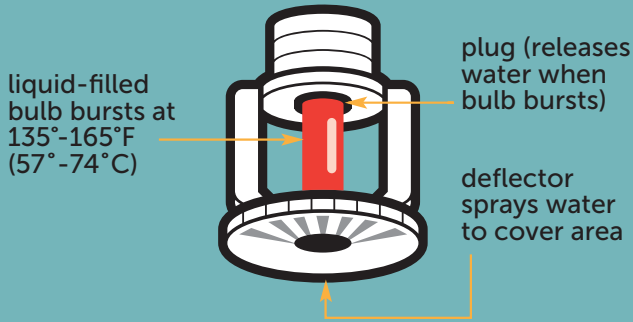
**Home Fire Sprinkler**

**COALITION**

Protect What You Value Most™

**HomeFireSprinkler.org**

## How Home Fire Sprinklers Work



Each sprinkler protects an area below, and when heated by fire, activates.



Only the sprinkler closest to the fire activates, spraying water directly on the fire.



## Fire Sprinklers Save Lives

When a fire starts, its high temperature causes the fire sprinkler closest to the fire to spray water. The water quickly controls deadly heat, smoke and flames while the fire is still small. That fast action prevents injuries and saves lives.

Because they are so effective at life safety and property protection, more houses today are being built with fire sprinklers.

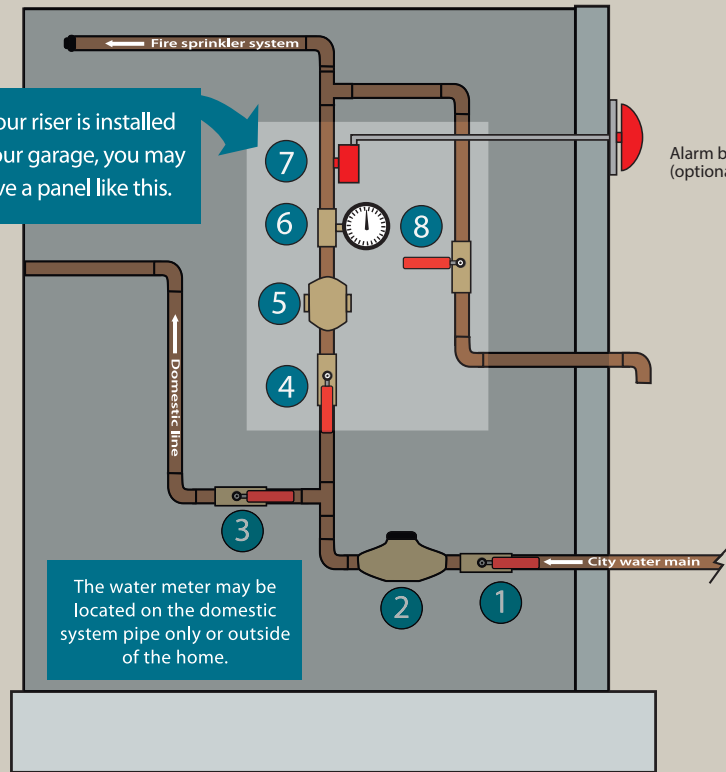
## Smoke Will Not Set Off Your Fire Sprinklers

No matter what you have seen in movies, fire sprinklers do not flow water all at once. They cannot be set off by smoke.

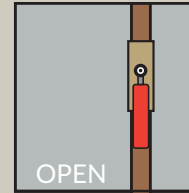
Each fire sprinkler has a glass or metal trigger. Only the heat of a fire can make it work. An Arizona study showed that 90% of the time only one fire sprinkler is needed to control a home fire.



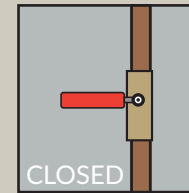
# Know Your Home Fire Sprinkler System



FOR WATER TO FLOW THROUGH THE PIPES THE CONTROL VALVES MUST BE IN THE OPEN POSITION.



CONTROL VALVES ARE CLOSED (TURNED OFF) WHEN PERPENDICULAR (AT A RIGHT ANGLE) TO THE PIPE.



- 1. Main Control Valve
- 2. Water Meter
- 3. Domestic Control Valve
- 4. Sprinkler Control Valve
- 5. Check Valve or Backflow Valve
- 6. Pressure Gauge
- 7. Flow Switch for Alarm
- 8. Flow Test Control Valve (Inspector Test Valve)

## A System of Fire Safety

### You Need Working Smoke Alarms and An Escape Plan

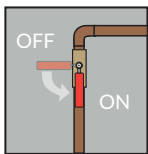
Even homes with fire sprinklers need working smoke alarms installed on each level. Plan how to get out if there is a fire and practice with occasional fire drills.

Test your smoke alarm at least once a month. Press the test button to be sure the alarm is working. Replace all smoke alarms in your home every 10 years.\*

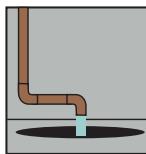
\* NFPA



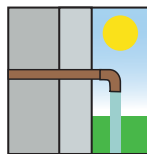
## How to Do a Flow Test\*



The flow test control valve is on when it is in line with the pipe. It is off when it is perpendicular to the pipe.



Water may run into a sump pump in the basement.



Water may run outside the home.

\*NFPA 13D recommends conducting a flow test two times a year.



## Fire Sprinklers Are Easy to Live With

Fire sprinklers are very reliable. You'll be happy to learn that your fire sprinkler system needs little maintenance. The National Fire Protection Association (NFPA) recommends these simple steps:

### Once a Month:

Check to be sure control valve is open.

If you have a water storage tank, make sure it is full.

Test the pump (if you have one), to be sure it starts.

### Twice a Year:

If you have a water flow device, test it and your monitoring service (if any).

### Year-Round:

Look at all your fire sprinklers and inspect any visible pipes to make sure nothing is hanging from them. Make sure nothing is obstructing any fire sprinkler.

## Good Practice

### Do Not Hang Anything from the Fire Sprinkler

Plants, clothing and other hanging items can damage or break the bulb on the fire sprinkler. If that happens, water will flow from the fire sprinkler.



### Protect Fire Sprinklers from Bumps

Be careful when carrying ladders and other large items. Don't bump fire sprinklers or exposed pipes. Teach children not to touch or play with fire sprinklers.



### Do Not Paint the Fire Sprinkler or the Cover

Paint may stop the fire sprinkler from working correctly. It may take longer for the fire sprinkler to go off or it may not work at all.

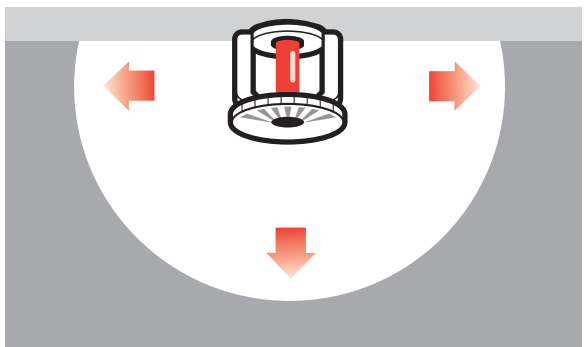


While doing messy work, such as painting, cover the fire sprinklers with plastic. Important: Remove the plastic as soon as you are finished.

### Give Your Fire Sprinklers Space

If a fire breaks out, the fire sprinkler protects your family by spraying water over the fire. Do not block wall mounted sprinklers with tall furniture or wall hanging artwork. Hang lamps and plants away from ceiling fire sprinklers.

### When hanging pictures or items on the wall, consider location of pipes behind the wall



# Find Out More

## Living With Sprinklers Hang Tag

You may have a tag attached to your fire sprinkler controls that explain the parts of your system and how to take care of them. If not, you can download it at **HomeFireSprinkler.org/living-with-fire-sprinklers**. There is no charge.



## HomeFireSprinkler.org

The Home Fire Sprinkler Coalition (HFSC) is a 501(c)(3) nonprofit educational group. HFSC has all the information you need about home fire sprinklers. You'll find answers to your questions, videos, and brochures. There is no charge to you.



**Home Fire Sprinkler**  
**COALITION**  
Protect What You Value Most™

