



VIRTUAL REALITY IMMERSIVE EDUCATION PRESENTERS GUIDE



HOME FIRE SPRINKLER
COALITION[®]
HomeFireSprinkler.org



HFSC

**VIRTUAL REALITY
IMMERSIVE EDUCATION
PRESENTERS GUIDE**




INTRODUCTION

Advisory: This educational resource was designed for use with adult audiences.

VIRTUAL REALITY: A BETTER SIDE-BY-SIDE

This new resource helps you reach your target audiences with an authentic, interactive home fire experience. You can use it individually and in small groups. The Immersive Education Kit is portable; you can take it anywhere.



Use it to reach stakeholders in your community on their turf and on their timelines.

ABOUT THE IMMERSIVE EDUCATION KIT

The Kit comes complete with a rolling transport/storage case, 10 or 15 reusable virtual reality headsets, a presenter's laptop to sync with the audience headsets, and educational guidance. Alcohol pads are recommended to sanitize the headsets after each use.



Wearing the headset transports viewers into a realistic 3D home fire scene so they can experience actual home fires without and with an installed sprinkler as if they were inside the burning house. By looking around the rooms, they can watch flames and smoke from any angle and hear the fire crackle and the smoke alarm activate. This helps people understand and appreciate the speed of home fires today and the significant difference between sprinklered and unsprinklered homes.

When they experience the video in the room without a fire sprinkler, viewers will see flashover occur in real time and watch how fast the flames and smoke spread. The video of the fire in a room with an installed fire sprinkler provides convincing evidence of the life-saving and property protection power of fire sprinklers. Viewers will see with their own eyes how the high heat from the fire activates the water flow and how quickly the sprinkler controls the blaze and minimizes smoke spread.



HFSC

VIRTUAL REALITY
IMMERSIVE EDUCATION
PRESENTERS GUIDE

INTRODUCTION

ABOUT THIS VIRTUAL REALITY RESOURCE

This video has been produced by the Home Fire Sprinkler Coalition (HFSC), a non-profit educational organization, through grant funding from State Farm Insurance.

HFSC was awarded a FEMA Fire Prevention & Safety grant to purchase this Virtual Reality (VR) Kit. Your feedback and evaluation of the effectiveness of the VR experience is vital. Following the presentation, we will have a brief survey for you to complete.

This resource contains three Virtual Reality home fire videos

Live fires were set in 2 rooms, one with and one without an installed fire sprinkler:

- Flashover room followed by the sprinklered room
- Sprinklered room followed by the flashover room (no sprinkler)
- Footage of damage after both room fires

You will be able to select which version of the video you want to present.

HFSC's website includes links to the videos →



**VIRTUAL REALITY
IMMERSIVE EDUCATION
PRESENTERS GUIDE**


HOW TO USE THE IMMERSIVE KIT

USING THE KIT WITH THE LAPTOP

Using the laptop allows the presenter to show the video to a group. The video is started using the laptop. The video is transmitted to each headset so that the viewers experience the video at the same time. The laptop allows the presenter to confirm that all headsets are working and the presenter can see the content each viewer is experiencing.

Immersive Kit and Headset with the Laptop Video Instructions →

This 6-minute video provides step-by-step information about how to use and familiarize presenters with the kit when presenting to a group using the laptop.

 **NOTE:** Presenters using the laptop will see what the audience is seeing at the same time they are. The headsets and laptop will be synchronized. This allows for personalized presentation and direction to maximize the educational value of the virtual reality experience.

VR Kit Use With Laptop Instructions →

Using the kit without the laptop to present to individuals:

If you are meeting individually, your stakeholder can wear the headset without it being synchronized to the laptop. This option is best handled with some direction before watching to ensure the stakeholder remembers to look up, down, and around from all angles.

VR Kit Use Without Laptop Instructions →



HFSC

VIRTUAL REALITY
IMMERSIVE EDUCATION
PRESENTERS GUIDE

PREPARE YOUR PRESENTATION

USING THE KIT TO REACH YOUR TARGET AUDIENCES

The Kit is ideal for fire service education outreach to any stakeholder who is involved in the decision to protect new homes with fire sprinklers, such as builders, developers, planners, building officials, and water purveyors. It is equally valuable for real estate agents, consumers and property insurers.

[Identifying Your Target Audiences →](#)

[HFSC Fact Sheet →](#)

[About Home Fire Sprinklers →](#)



HFSC

VIRTUAL REALITY
IMMERSIVE EDUCATION
PRESENTERS GUIDE

PREPARE YOUR PRESENTATION

PLANNERS AND BUILDERS/DEVELOPERS

Home Fire Sprinkler Incentive Information →

How Home Fire Sprinklers Work →

Fire Sprinkler Incentive Case Studies →

Home Fire Sprinkler Water Supply →

Millennial Home Fire Safety Awareness →

Fire Sprinklers Protect the Environment →

LOCAL OFFICIALS

Understanding NFPA 13D →

Home Fire Sprinklers and Community Risk Reduction →

Home Fire Sprinkler Water Supply →

INTRODUCTORY TALKING POINTS

- You will experience two home fires typical of common, yet deadly home scenarios, such as a cigarette smoldering in upholstery, a candle burning too close to combustibles, or a space heater coming in contact with a blanket. These kinds of mistakes could happen to anyone.
- The two rooms and furnishings are the same, with one big difference – only one room has lifesaving, installed fire sprinkler protection. Smoke alarms are installed in the hallway outside the living room.
- You'll see fires develop in both rooms in real time. The headsets will allow you to look all around and will make it seem as if you are in the room with the fires.
- Today, a home fire becomes deadly in just two minutes or less. Unprotected home fires burn hotter and faster, putting residents and responding firefighters at risk from collapse, fire, and smoke injury. In the room without a fire sprinkler, you will see flashover occur.
- With installed fire sprinklers, everyone is safer. The sprinklers work automatically in response to the high heat of the fire. The sprinkler will control or even extinguish the fire and give residents extra time to evacuate safely.
- The fire sprinkler also limits the damage caused by a fire. You'll see this difference yourself.
- There is nothing else quite like fire sprinklers. The technology has been around for well over a century and it is proven to save lives and protect property. Because it works so quickly it can control the fire while it's small, limiting heat, smoke spread, and water damage to the area of fire origin.

TALKING POINTS FOR THE ROOM WITHOUT A FIRE SPRINKLER

- Now watch what happens when the fire starts in a room without a sprinkler installed.
- At 24 seconds, smoke activates the smoke alarm.
- Just as before, the fire quickly grows around you. The big difference here is that it continues growing... and spreading.
- Look above you and behind you. Because there is nothing to stop it, the fire builds strength, generating heat and producing poisonous smoke until flashover – the point at which everything in the room ignites. No one can survive flashover.
- Now imagine being in this room fire. Would you be able to escape safely?

TALKING POINTS FOR THE ROOM WITH A FIRE SPRINKLER

- Notice how fast the fire grows and spreads. Look around you and behind you.
- At 26 seconds, smoke sets off the smoke alarm.
- Look up above the fire. At 37 seconds heat from the fire activates the fire sprinkler in the ceiling and water flows over the fire.
- The fire is quickly controlled.
- As you saw, it is the high heat from the fire that triggers a sprinkler, not smoke and not activating smoke alarms.
- Imagine if you were in this room. The fire sprinkler would provide you with extra time to escape safely.
- Home fire sprinklers activate when the temperature from the fire reaches 135-165° Fahrenheit. In most home fires, just one sprinkler will control the blaze.

TALKING POINTS FOR THE FIRE DAMAGE VIDEO

- Now let's compare the damage from the two identical room fires.
- The sprinklered room is wet, but intact. If a family lived here, the sprinkler would have given them extra time to safely escape.
- The fire is confined to the room of origin and the family would likely be able to stay in the home with some minor cleanup.
- But in the room without a fire sprinkler, the flames and smoke burned and spread unchecked. Remember the flashover?
- There would be only seconds for residents to escape a fire before flashover. And little or no chance for escape after flashover.
- The destruction in this room makes it clear: the home is uninhabitable and a complete loss.



VIRTUAL REALITY
IMMERSIVE EDUCATION
PRESENTERS GUIDE

POST-VIDEO Q & A

POST-VIDEO Q & A

Following the video, encourage discussion and answer questions. Offer additional educational resources tailored to your audience.

EVALUATIONS

Attendees – Please have your attendees take this evaluation. These evaluations help us to give you the best programs possible.

Attendee Evaluation →

Presenters – After each one of your events, please complete this evaluation.

Presenter Evaluation →

HFSC

VIRTUAL REALITY
IMMERSIVE EDUCATION
PRESENTERS GUIDE



CUSTOMIZABLE INVITATIONS

PRESENT TO A GROUP

I am pleased to share an important new community risk reduction resource with you. Thanks to funding from State Farm and a 2020 FEMA Fire Prevention & Safety Grant, the nonprofit Home Fire Sprinkler Coalition (HFSC) has created the first virtual reality home fire and fire sprinkler experience produced using an actual house fire.

Shot with specialized 3D/360 degree video equipment inside room fires without and with fire sprinkler protection, the video vividly depicts what really happens when a typical fire ignites interior finishes. Shooting the fire as it grew and spread naturally created a safe but very realistic video that allows the viewer to experience the consequences of a real fire as if they were in the room – hearing it and seeing it from any angle. The video also provides a unique perspective on how fast and effectively a fire sprinkler detects this same type of fire and controls it with minimal damage.


Experience it yourself! You are invited to see this immersive fire demonstration. On {DATE/TIME} the {FIRE DEPARTMENT} will present this demonstration in a comfortable classroom setting at {LOCATION}. The presentation will take about {45 MINUTES} You will wear a special headset that transports you into a full 3D/360 perspective of the fires as you look around inside the rooms.

The reason HFSC created this new educational resource is because seeing is believing. We want to share this important experience with you so you can better understand today's home fire dangers and the importance of home fire safety for our community's residents and first responders. I hope to see you there.

Please RSVP by {DATE} to {CONTACT}

Sincerely,

{NAME/TITLE}

 Use this text to invite people to a group presentation. Copy and paste the text and include your local information.

HFSC

VIRTUAL REALITY
IMMERSIVE EDUCATION
PRESENTERS GUIDE

CUSTOMIZABLE INVITATIONS

PRESENT TO INDIVIDUALS

I am pleased to share an important new community risk reduction resource with you. Thanks to funding from State Farm and a 2020 FEMA Fire Prevention & Safety Grant, the nonprofit Home Fire Sprinkler Coalition (HFSC) has created the first virtual reality home fire and fire sprinkler experience produced using an actual house fire.


Shot with specialized 3D/360 degree video equipment inside room fires without and with fire sprinkler protection, the video vividly depicts what really happens when a typical fire ignites interior finishes. Shooting the fire as it grew and spread naturally created a safe but very realistic video that will allow you to experience the consequences of a real fire as if you were in the room – hearing it and seeing it from any angle. The video also provides a unique perspective on how fast and effectively a fire sprinkler detects this same type of fire and controls it with minimal damage.

I'm writing to invite you to experience this immersive fire demonstration. I will be happy to bring this presentation to you, at a time that is convenient. It will take about {30 MINUTES}. You will wear a special headset that transports you into a full 3D/360 perspective of the fires as you look around inside the rooms.

The reason HFSC created this new educational resource is because seeing is believing. I want to share this important experience with you so you can better understand today's home fire dangers and the importance of home fire safety for our community's residents and first responders. Please let me know when we can get together.

Sincerely,

{NAME/TITLE}

 Use this text to invite individuals to a presentation. Copy and paste the text and include your local information.

HFSC

VIRTUAL REALITY
IMMERSIVE EDUCATION
PRESENTERS GUIDE

CUSTOMIZABLE INVITATIONS

DOWNLOAD THIS INVITE



**VIRTUAL REALITY
FIRE AND SPRINKLER
BURN DEMONSTRATION**

JOIN US

The First
Virtual Reality
Home Fire Sprinkler
Demonstration

{Fire Department}

{Date/Time}

{Location}

**VIRTUAL REALITY
EVENT NOTICE**

The {FIRE DEPARTMENT} is pleased to invite you to experience the first virtual reality home fire and fire sprinkler demonstration produced using an actual house fire.

Shot with specialized 3D/360 degree video equipment inside room fires without and with fire sprinkler protection, the video vividly depicts what really happens when a typical fire ignites interior finishes. Shooting the fire as it grew and spread naturally created a safe but very realistic video. You will wear a special headset that transports you into a full 3D/360 perspective of the fires as you look around as if you were in the room – hearing it and seeing it from any angle. The video also provides a unique perspective on how fast and effectively a fire sprinkler detects the same type of fire and controls it with minimal damage.

Try it yourself! You are invited to see this immersive fire demonstration.


Seeing is believing. In just minutes, you will better understand today's home fire dangers and the importance of home fire safety for our community's residents and first responders.

 **HOME FIRE SPRINKLER
COALITION**
HomeFireSprinkler.org

Note: This experience is intended for adults only.

Download Invite
as a Microsoft Word
file (.docx) →

Download Invite
as an Adobe Acrobat
file (.pdf) →

 Use this invitation,
customized with your
information, to promote
your event.